


Commercial Fisheries 2005

Commercial fishing has been the backbone of more than 150 New Brunswick coastal communities for generations. With a fishing fleet of close to 2,700 vessels and annual landings worth \$197 million in 2005, the commercial fishing industry has long made a significant economic contribution to the province. The commitment of the more than 7,000 fishermen and 5,000 plant workers to delivering quality products makes New Brunswick a leader in the commercial and processing fisheries sectors. New Brunswick is the fourth largest exporter of fish and seafood products in Canada with a value of \$832 million, exporting nearly 100,000 tonnes of fish and seafood in 2005.



Industry at a Glance

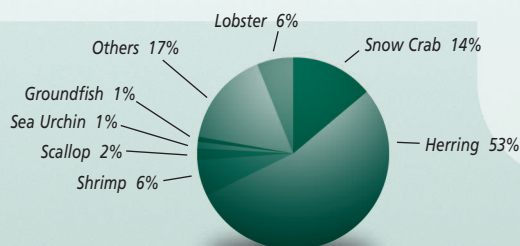
Number of vessels	2,649
Number of active processing plants	137
Value of commercial landings	\$197.2 million
Value of processed seafood shipments	\$765.2 million
Exports	\$832 million
Employment, fishery	7,000
Employment, processing (FTEs)	5,020



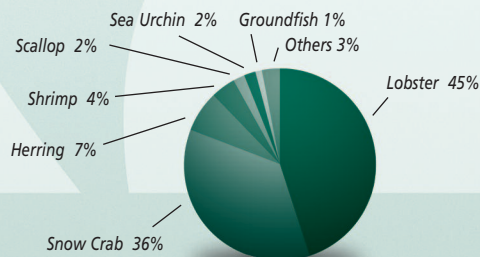
Landings

Species	Volume (MT)		Value (\$ Million)	
	2004	2005	2004	2005
Snow Crab	11,795	16,137	\$77.9	\$71.2
Lobster	6,433	6,846	\$72.9	\$88.3
Herring	64,749	62,529	\$11.8	\$14.2
Shrimp	6,998	6,557	\$7.7	\$7.4
Scallops	2,650	2,774	\$4.2	\$4.2
Sea Urchin	1,124	1,236	\$2.5	\$3.1
Groundfish	1,244	793	\$1.3	\$1.4
Others	15,699	20,443	\$6.7	\$7.4
Total	110,692	117,295	\$185	\$197.2

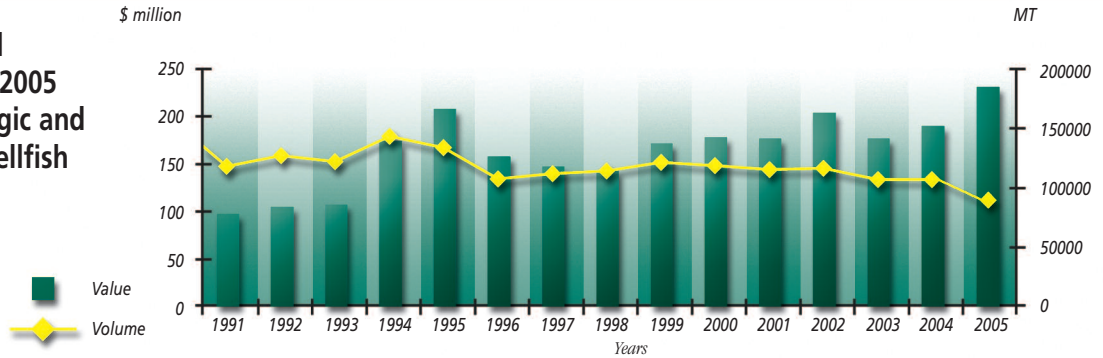
Landings Total Volume
117,295 MT



Landings Total Receipts
\$197 M



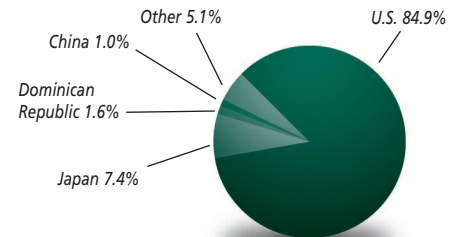
Total Commercial Landings – 1991-2005 Groundfish, Pelagic and other Finfish, Shellfish



Seafood Exports Countries by Value

Country	Value (\$ million)	
	2004	2005
U.S.	\$676.7	\$706.6
Japan	\$85.9	\$61.6
Dominican Republic	\$10.3	\$13.3
Denmark	\$9.8	\$4.3
China	\$5.2	\$8.1
Other Caribbean	\$5.1	\$6.2
France	\$3.7	\$3.1
Belgium	\$3.1	\$3.0
United Kingdom	\$2.3	\$2.0
Other	\$21.9	\$24.1
Total	\$824	\$832.3

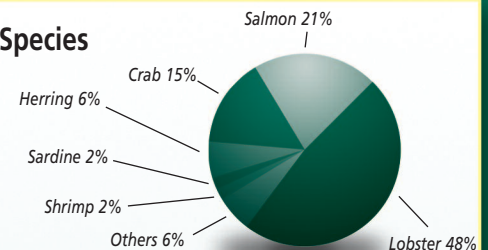
Countries by Value



Exports by Species

Species	Value (\$ Million)	
	2004	2005
Lobster	\$388.8	\$401.8
Salmon	\$158.0	\$175.7
Crab (all crab species)	\$130.6	\$124.4
Herring	\$40.6	\$49.8
Sardine	\$19.6	\$15.5
Shrimp	\$18.3	\$15.0
Other	\$68.1	\$50.1
Total	\$824	\$832.3

Exports by Species



2005 Highlights

- The commercial landings remained close to the previous year's volume with seafood exports increasing in value by \$8 million to \$832 million despite the increase in the Canadian Dollar.
- In 2005, the U.S. has become an even more important customer for New Brunswick seafood exports with shipments increasing by \$30 million to \$707 million.
- Latin America has emerged as a major market for New Brunswick seafood with the Dominican Republic being the third biggest customer after the U.S. and Japan. In 2005 seafood exports to the Dominican Republic totaled more than \$13 million, a \$3 million increase from 2004.
- Even though China represents only 1 percent of New Brunswick seafood exports, it is a growing market that already is a larger trading partner for New Brunswick seafood than any individual European country.