

**Attitudinal Survey on Violence
Against Women**

Final Report

Prepared for: Province of New Brunswick
Executive Council Office

Date: May 31, 2002



Table of Contents

EXECUTIVE SUMMARY	I
INTRODUCTION	1
BACKGROUND AND STUDY OBJECTIVES	1
METHODOLOGY	2
RESEARCH APPROACH	2
RESEARCH METHODOLOGY.....	2
<i>Project Initiation</i>	2
<i>Interviewer Selection and Recruitment</i>	2
<i>Interviewer Training</i>	3
<i>Sample Design</i>	3
<i>Survey Instrument</i>	4
<i>Data Collection</i>	5
<i>Data Tabulation and Analysis</i>	5
DETAILED FINDINGS	6
SECTION A: CONCERN OVER VIOLENCE.....	6
<i>Top Issue Concerns</i>	6
<i>Concerns over Violence</i>	6
<i>Prevalence of Violence</i>	8
SECTION B: PUBLIC PERCEPTIONS OF VIOLENCE AGAINST WOMEN	10
<i>Prevalence of Types of Violence</i>	10
<i>Perceptions of Perpetrators and Victims</i>	11
<i>Perceptions of Prenatal Violence</i>	12
<i>Perceptions of Violence Against Women as a Crime</i>	13
<i>General Attitudes Toward Women</i>	14
SECTION C: CAUSES OF VIOLENCE AGAINST WOMEN	18
SECTION D: AWARENESS OF SERVICES	21
SECTION E: PREVENTION & INTERVENTION.....	22
CONCLUSIONS	23
APPENDIX A	
Survey Instruments	

Executive Summary

The following provides an overview of the results of the **Attitudinal Survey on Violence Against Women** conducted by Decima Research Inc. on behalf of the Government of New Brunswick's Executive Council Office. The results are based on a telephone survey conducted between March 11 and 23, 2002 with a random and proportionate sample of 458 adults in New Brunswick.

The objectives of the survey were as follows:

- (1) to measure public concern over various forms of violence including violence against women, child abuse, elder abuse, violence against the disabled and dating violence
- (2) to provide insight into the public's attitudes regarding the causes of violence against women
- (3) to gauge women's awareness of services available to victims of abuse
- (4) to determine public perceptions of the effectiveness of prevention and intervention strategies
- (5) to serve as a baseline from which to measure the effectiveness of education and prevention strategies that will be implemented by the government

Concern Over Violence

Crime, violence and safety is perceived to be the third most important issue in the province – preceded only by the economy and health care in terms of importance. The public reports high levels of concern about child abuse (94% concerned), elder abuse (89% concerned), violence against the disabled (86% concerned), violence against women (86% concerned), dating violence (80% concerned), and personal and family safety (61% concerned).

The majority of people in New Brunswick believe that the amount of violent crime, dating violence, elder abuse, child abuse, violence against women and violence against the disabled has remained about the same in the last two to three years.

Women are more likely than men to perceive that the amount of violence has increased in the past few years, particularly the prevalence of child abuse and dating violence.

Public Perceptions of Violence Against Women

In terms of the public's top of mind awareness of violence against women – the public tends to think first of physical abuse. However, emotional and psychological abuse are actually perceived to be more common than physical abuse despite the lower level of top of mind awareness.

The public generally perceives that most acts of violence against women are committed by either a current partner such as a husband, boyfriend, or common law partner (53%) or by a previous partner such as an ex-husband or ex-boyfriend (28%).

The public is generally not well informed of the risk faced by certain segments of the population. New Brunswickers do believe that violence is more common in low income families and in households with more traditional views of the roles of men and women. However, they are undecided on whether violence is more prevalent among Aboriginal women and evenly split on whether persons with disabilities are more at risk. The public also has relatively low awareness levels of prenatal violence with 20% undecided on whether physical abuse of a women often starts during pregnancy and 44% who disagree that violence often starts at this time.

General Attitudes Toward Women

In addition to measuring public perceptions of violence against women, the survey also explored some general attitudes toward women and the role of women in society. The public states high levels of agreement that a woman has a right to express her opinion even if she disagrees with her partner (89% strongly agree) and that couples should share equally in household chores if they are both working outside the home (86% strongly agree).

The public is less in agreement that it is alright for women to work outside the home even if the family does not need the money (71% strongly agree) and that women do not need permission from their partner in order to go visit relatives or friends (74% strongly disagree that women need permission).

And despite many changes that have occurred with respect to the role of women in society, 20% of those surveyed believe that it is a woman's duty to submit to her partner. An even larger proportion (31%) believes that physical violence between couples is a private matter that should be handled within the family. In fact, close to one in five believes strongly that physical violence should be kept behind closed doors.

Dramatic differences are observed in the attitudes towards women among various demographic groups. Older people in the province tend to have much more traditional views of the role of women as do those who are less educated and have lower levels of household income. Individuals residing in certain parts of the province including those in the North-Central and North regions of New Brunswick also have more traditional views than New Brunswickers living in other areas.

Causes of Violence Against Women

The personality or attitudes of the abuser are generally perceived to be the root cause of violence against women. Stress, addictions or substance abuse, a family history of violence, as well as relationship or marital problems are also perceived to be causes of violence against women. Alcohol and a decline in moral values are also seen to be contributing factors. The public generally disagrees that women "are asking for it" by nagging or criticizing.

Violence against women is seen more as a recurring problem or pattern than as an isolated incident within a relationship. In fact, two-thirds believe that if a woman experiences violence in a relationship it will generally happen again.

Awareness of Services

Almost half (48%) of the women surveyed indicate that they would turn to either a family member (27%), friend (18%) or neighbour (2%) for assistance or information if they ever became a victim of violence. Almost as many (46%) indicate that they would contact the police or the RCMP. Another 43% indicate that they would turn to victim services such as a women's centre or shelter (25%), a crisis centre (12%) or a help line (5%).

Prevention and Intervention

The view in the province appears to be that more public education is required to address the problem of violence against women. Other suggestions include offering additional victim services including counseling services and shelters, passing stricter laws, handing out harsher penalties or better enforcing existing laws.

Despite the high proportion of individuals who believe that physical violence between couples is a private matter that should be handled within the family, the public overwhelmingly believes that all forms of violence against women should be reported (95% agree). Domestic violence is clearly seen in a different light than other forms of violence against women. The public is also less likely to say that they would personally intervene if they witnessed violence at a friend's or neighbour's (70%) but the vast majority (93%) say that they would call the police if they witnessed an incident of violence against women.

The detailed findings from the study can be found on the following pages.

Introduction

Decima Research is pleased to provide the following report to the Government of New Brunswick's Executive Council Office. The report summarizes the results of the **Attitudinal Survey on Violence Against Women** designed to serve as a baseline from which to measure the effectiveness of education and prevention strategies that will be implemented by the government.

We believe that the learning from the study will not only serve to enhance the success of the education and prevention strategies that will be implemented by the government in the area of violence against women but also hope that these results will serve as a benchmark against which the future success of those strategies can be measured.

We look forward to continuing to develop our relationship with the Government of New Brunswick so that we can assist in efforts to track changes in public attitudes and values towards the issue of violence against women over time.

Background and Study Objectives

While over the last few decades significant advancements may have been made to address violence against women, the reality is that violence against women remains a serious social issue. Women's groups and other associations have been lobbying governments for many years to help raise awareness of the issue among policy makers and other stakeholders. New Brunswick witnessed this first hand, when approximately 400 women rallied at the Legislature. In response to concerns raised, the government of New Brunswick established the Minister's Working Group on Violence Against Women. The mandate of the Working Group was to develop a comprehensive strategic framework that brings together recommendations from a variety of stakeholders, including government officials and members of the community, to help alleviate the problem of violence against women in the province.

In December 2001, the Minister's Working Group on Violence Against Women released a report on their findings including a number of recommendations relating to leadership and coordination, legislation, stability/sustainability, prevention and education, policy and support, service delivery, and accountability.

One of the recommendations relating to prevention and education was that a sustained public awareness campaign be undertaken in the province to help educate the population and help change public attitudes with respect to violence against women. The Working Group also recommended that the education/prevention strategy undertaken by the government include an evaluation component in order to substantively measure and report on the progress of the strategy in terms of its impact on attitudes and values.

In their report "A Better World for Women" in response to the Minister's Working Group on Violence Against Women, the government reaffirmed its commitment to eliminating violence against women and outlined a 3 year strategic plan to help address the problem. This plan includes several strategies specifically aimed at education and prevention. The government also made a commitment to undertake an attitudinal survey of New Brunswickers in order to establish a baseline from which to measure the effectiveness of the education and prevention strategy over time as evidenced by changes in public attitudes and values.

Methodology

Research Approach

The research approach involved conducting a telephone survey with a random and proportionate sample of 458 adults in New Brunswick.

Conducting the interviews by telephone offered a number of distinct advantages. Firstly, conducting the survey by telephone allowed us to develop a sampling plan that ensured reliability in the findings. Quotas could be set by gender, region and other demographic variables so that the results could validly be analyzed at that level of detail. As well, the data could be collected, analyzed and reported on within the timeframe available.

Research Methodology

Project Initiation

At the initiation of the project, the project lead met with members of the client team in Fredericton to review the study objectives, discuss the design of the survey instrument and finalize other project parameters including such items as interviewer selection and training as well as the sample design.

Interviewer Selection and Recruitment

Due to not only the subject matter of the study but also the importance of minimizing refusal rates and obtaining honest responses, the selection and training of interviewers was one of the most critical elements of the study design.

While Decima maintains approximately 700 full-time and part-time experienced interviewers on staff, not all interviewers made appropriate candidates to carry out this research study.

Decima undertook a careful screening and selection process for the interviewing team. When selecting interviewers for this assignment, we were looking for interviewers with the following attributes:

- experience in conducting surveys (length of time interviewing)
- professionalism
- excellent monitoring reports
- sensitivity and maturity
- educational background suited to the project
- prior experience in conducting surveys on violence against women

The key selection criteria that were used include that:

- all interviewers selected for the study must be bilingual
- each interviewer must be comfortable discussing issues related to violence against women
- interviewers must have a non-judgmental and empathetic attitude
- all interviewers must have highly developed interview skills and prior interviewing experience

The profile of each interviewer successfully recruited, including their educational background and prior interviewing experience, was passed on to the project lead for final approval prior to the training.

Interviewer Training

A half day training session was undertaken with all interviewers selected, including the supervisor who was assigned to monitor the interviewing team. During the training session, the techniques required to minimize the underreporting of abuse were covered in addition to the following topics:

- an explanation of the survey objectives
- an explanation of the sensitivities associated with the study
- specific techniques designed to encourage honest reporting including techniques for developing rapport, instilling trust in the respondent and assuring them of confidentiality
- a review of the survey design including termination points, skip patterns, and question wording
- question and answer session
- pre-test of the survey instrument
- a debriefing to discuss any problems and obtain feedback from the interviewers on the survey instrument

Key Decima project team members including the project lead and analyst assigned to the project also attended the training session.

Appendix A contains the agenda for the training session. A copy of the training presentation has been included in Appendix B.

Sample Design

In conjunction with the client authority, Decima developed a suitable sampling plan for conducting the survey with a representative sample of 458 New Brunswickers (18 years and older).

For this study, we set quotas by region of the province in order to ensure that results can be analyzed on a regional basis. The 15 separate census divisions were combined into separate regions of the province as follows:

1. East - Albert County, Westmorland County, Kent County
2. South - Charlotte County, Kings County, Saint John County
3. Central - Carleton County, York County, Sunbury County, Queens County
4. North-Central - Northumberland County, Victoria County
5. North - Restigouche County, Gloucester County, Madawaska County

We also established a 50/50 gender quota within each of the five regions of the province. The quota system, therefore, was as follows:

Region	Gender		Total
	Males	Females	
East	45	45	100
South	45	45	100
Central	45	45	100
North-Central	45	45	100
North	45	45	100
Total	225	225	450

Once the sample frame was established, half of the sample was allocated to the male interviewers who interviewed males in the household while the other half of the sample was allocated to the female interviewers who surveyed only female respondents.

The final data was then weighted by gender and region to ensure it matched the actual population distribution across the province.

The number of completions and margins of error by region were as follows.

Region	Population (Based on 1996 Census)	Sample Size	Margin of Error
East	179,117	90	10.3%
South	171,361	95	10.1%
Central	150,457	91	10.3%
North-Central	74,082	90	10.3%
North	163,116	92	10.2%
Overall	738,133	458	4.58%

Decima used the Canada Survey Sample (CSS) for generating sufficient random residential sample for completing 458 interviews in New Brunswick.

CSS is a selection engine designed to generate a random sample of telephone numbers to be dialed. The CSS maintains a comprehensive list of all populated exchanges across Canada, and is update on a regular basis. Decima regularly updates the database used and is currently using the most recent version (version 3.3 - 2001 Q2).

Survey Instrument

Senior Decima researchers designed the survey questionnaire in close consultation with the client project team. Decima reviewed the information requests provided by the client team in light of the research objectives, providing expert input regarding the overall structure and ordering of questions, appropriate scales, choice of language, as well as the most effective approach for structuring the questions and formatting the survey itself.

Decima staff relied upon their extensive expertise in developing survey questions in the area of violence against women as well as expertise developed in conducting a wealth of attitudinal and value-based research studies. The survey underwent several revisions with the client before a version was ready for pre-testing. Prior to pre-testing, the survey was also translated into French by Decima's in-house translator.

The survey was fielded in both English and French. Following the pre-test, several questions were deleted from the survey instrument as the survey length exceeded the project parameters. The final survey length was approximately 17 minutes.

Appendix C contains a final copy of the English and French survey.

Data Collection

All telephone interviewing was conducted at Decima’s centrally monitored phone bank in Ottawa. Survey questionnaires were completed using VOXCO’s “*Interviewer*” Computer Assisted Telephone Interviewing (CATI) stations.

A dedicated project supervisor monitored all interviewing on an ongoing basis, randomly checking responses and listening in on interviews.

The survey was fielded between March 11 and 23, 2002. A mixture of daytime, evening, and weekend interviewer shifts were scheduled. Due to the nature of the interviews themselves, no interviewing shifts were scheduled on Sundays.

Data Tabulation and Analysis

The Attitudinal Survey on Violence Against Women was pre-coded to facilitate data entry. For those open-ended and other specify questions where coding and collapsing was required, the code list was developed and reviewed by Decima staff prior to being finalized.

Detailed Findings

Section A: Concern over Violence

Top Issue Concerns

Given the recent performance of the economy, it is perhaps not surprising that New Brunswickers perceive the economy to be the most important issue in the province. In fact, just over a quarter (26%) mention that the economy is the issue in New Brunswick that concerns them personally the most. This is followed closely by concerns over health care. With respect to specific concerns about the economy, New Brunswickers are most concerned about jobs / unemployment (16%).

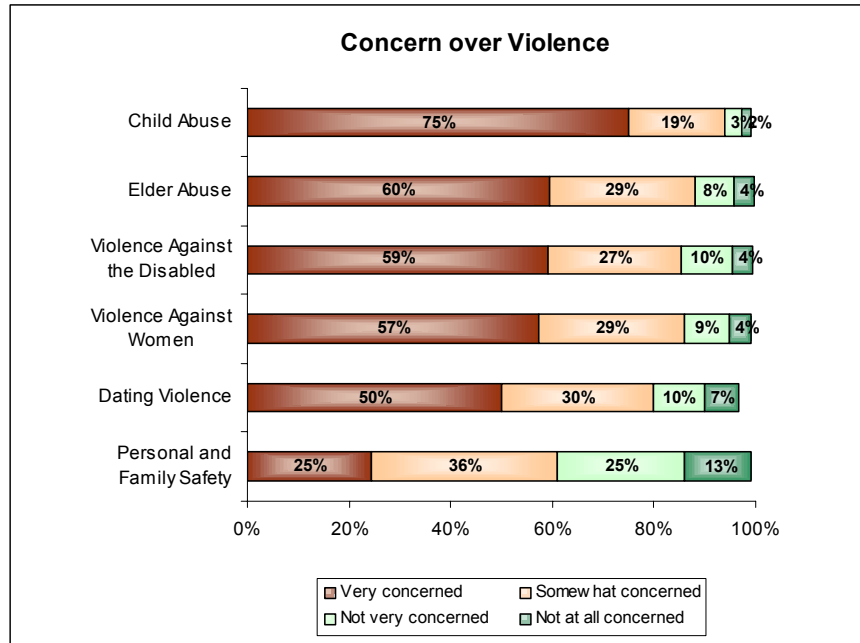
Following concerns about the economy and health care in the province, residents are most concerned about issues relating to crime, violence and safety. In total, issues in this area were mentioned by 7% of respondents.

Top Issue Concern	%
Economy	26
Health care	24
Crime/Violence/Safety	7
Roads (safety, conditions, repair)	4
Environment	3
Drug / alcohol abuse	3
Seniors issues	3
Education	2
Hydro (prices, privatization)	1
Bilingualism	1
Softwood Lumber	1
Poverty / homelessness	<1
Immigration	<1
Other	9
Don't know	17

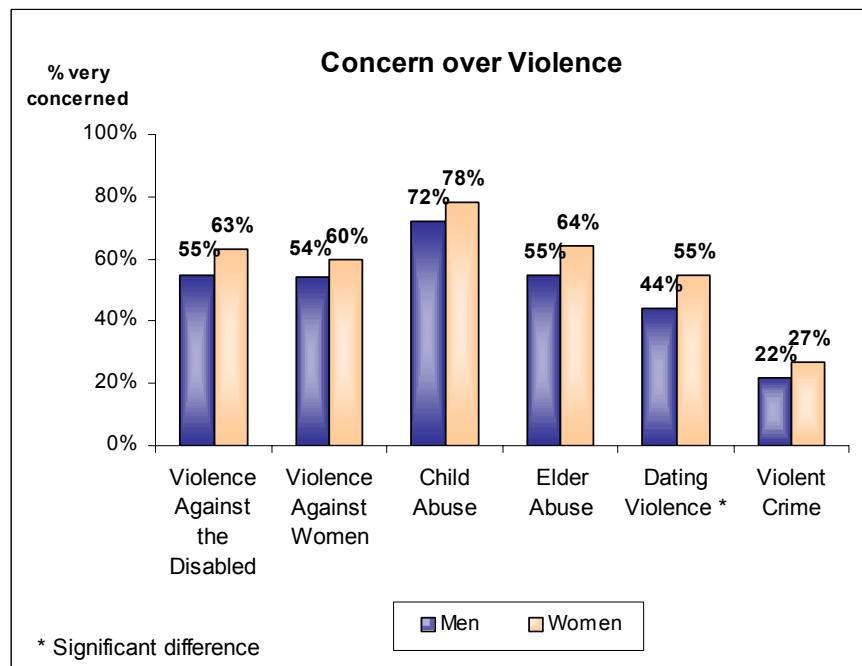
Concerns over Violence

While top-of-mind concern surrounding violence may be considerably lower than that of the economy and health care, clearly people in New Brunswick remain concerned about many different forms of violence. When asked directly, more than eight in ten of those surveyed, indicated that they are either very or somewhat concerned about child abuse, elder abuse, violence against the disabled, violence against women, and dating violence. More than half of those surveyed (61%) also indicated that they are either very or somewhat concerned about their own and their family's safety.

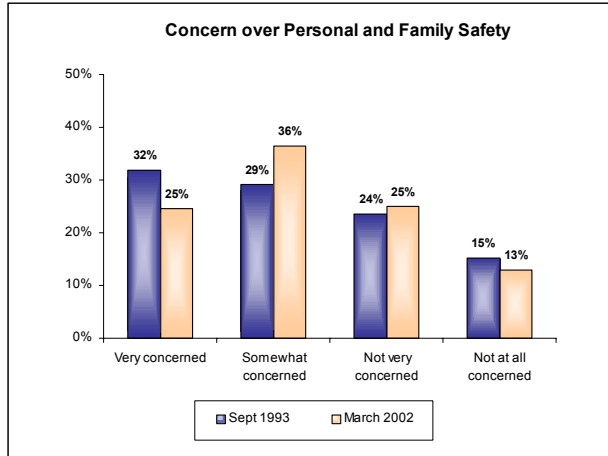
There is no doubt that the public is more concerned about issues relating to child abuse than other forms of violence. Concerns over elder abuse, violence against the disabled and violence against women are all relatively equal in magnitude. The public generally seems less concerned about dating violence than other forms of violence.



Women are generally more concerned than men about all of the types of violence examined in the survey. When it comes to dating violence in particular, women are significantly more concerned than men. In fact, more than half of all women surveyed indicate that they are “very concerned” about dating violence as compared to 44% of men.



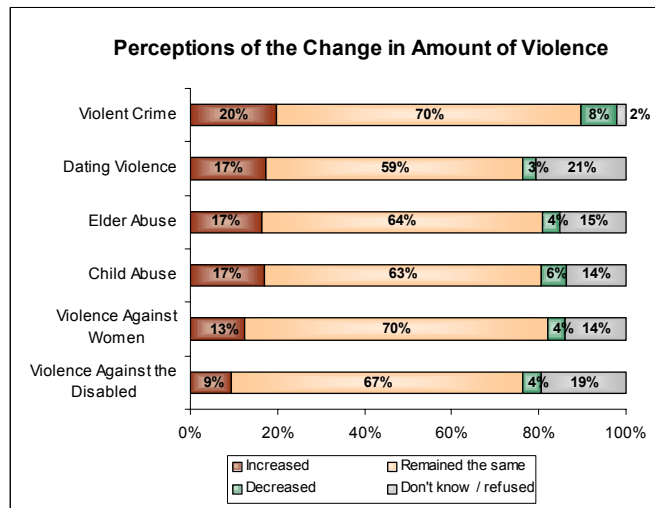
Are residents growing increasingly concerned about their personal safety and the safety of their families? Results from previous research conducted by Decima indicate that people in New Brunswick are, in fact, slightly less concerned about their personal safety and the safety of their families than they were just less than 10 years ago. Fewer New Brunswickers today as compared to 1993 say that they are “very concerned” about their own and their family’s safety. There has been a corresponding increase in the proportion of New Brunswickers who are “somewhat concerned” about their personal and family safety. So while overall about the same proportion of population in New Brunswick are concerned about their personal and family safety – 62% today as compared to 61% in 1993 – there has been a shift in the magnitude of that concern.



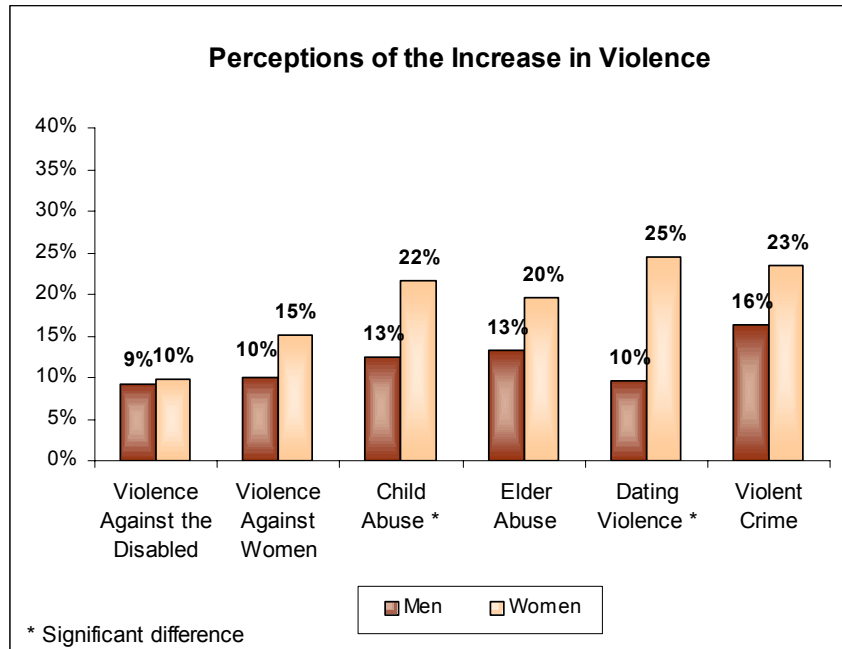
Residents of North-Central New Brunswick are more concerned about their personal safety and the safety of their families than are people from other parts of New Brunswick. Close to 40% of New Brunswickers from this area report that they are “very concerned” about their personal and family safety as compared to 25% of New Brunswickers overall. Residents from this area are also most likely to say that the amount of violent crime has increased where they live in the last two to three years (32% believe violent crime has increased as compared to 20% overall).

Prevalence of Violence

The majority of people in New Brunswick appear to believe that the amount of violent crime, dating violence, elder abuse, child abuse, violence against women and violence against the disabled have remained about the same in the last two to three years.



For all forms of violence examined, women are more likely than men to perceive that the amount of violence has increased in the past two to three years. More specifically, women are significantly more likely to believe that the prevalence of child abuse has increased (22% of women as compared to 13% of men) and that the amount of dating violence has increased (25% of women as compared to 10% of men).



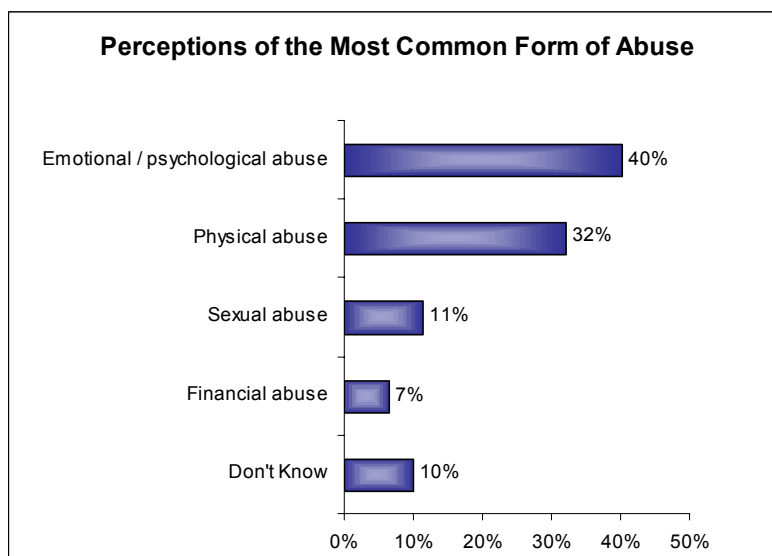
Section B: Public Perceptions of Violence Against Women

Prevalence of Types of Violence

When asked what types of violence come to mind when they think about violence against women, the most common response provided was physical abuse – mentioned by more than two thirds of those surveyed. Emotional / psychological abuse was mentioned on an unprompted basis by 28% of respondents followed closely by verbal abuse - mentioned by 24%. However, if we combine mentions relating to sexual abuse including rape, sexual assault, date rape, and sexual harassment, this type of violence was mentioned top of mind by 31% of those surveyed.

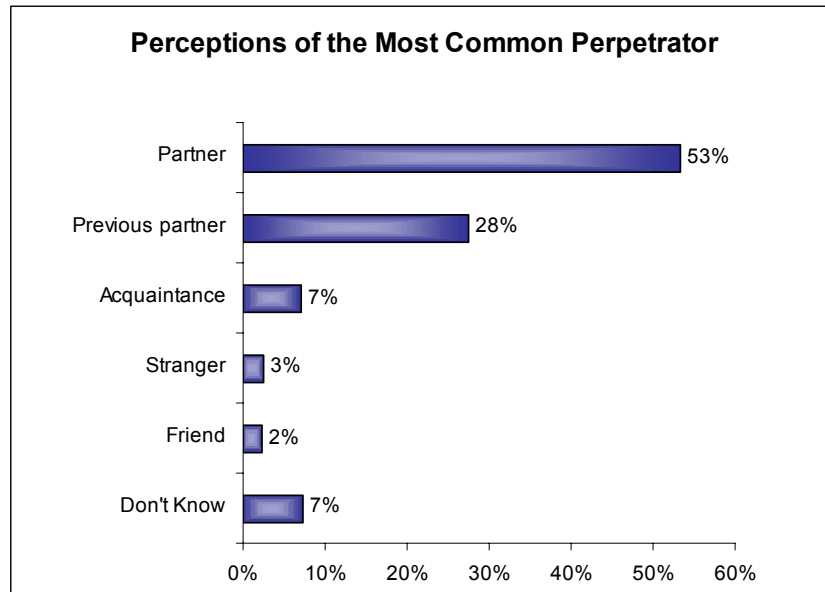
Types of Violence Against Women	% mentions (unaided)
Physical abuse	67
Emotional / psychological abuse	28
Verbal abuse	24
Rape	15
Domestic abuse	15
Sexual assault	12
Murder	3
Workplace violence	2
Date rape	2
Drug / alcohol abuse	2
Financial abuse	2
Sexual harassment	2
Dating violence	1
Controlling / possessive behaviour	1
Other	4
Don't know	8

However, when asked on an aided basis (by reading out each type of abuse) which form of violence against women was the most common, emotional and psychological abuse was perceived to be a more common form of violence against women than physical abuse.

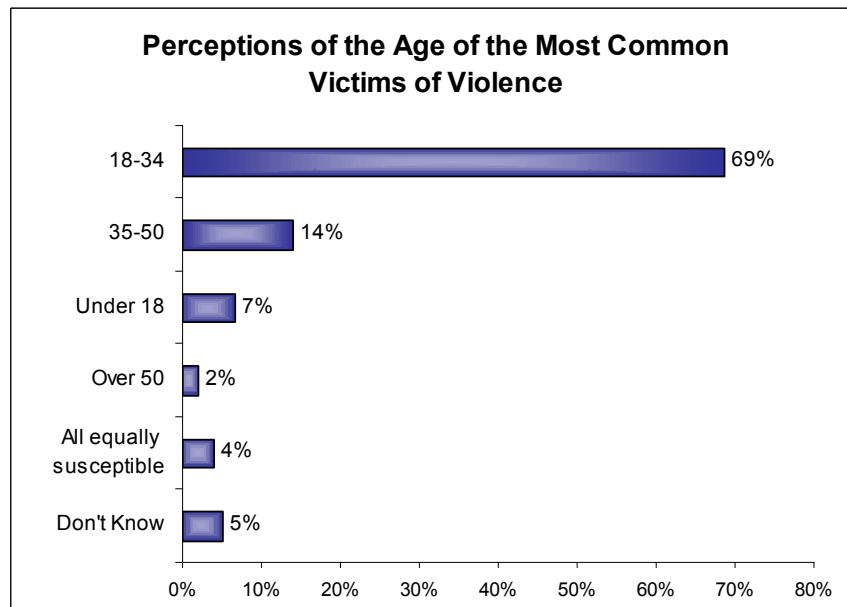


Perceptions of Perpetrators and Victims

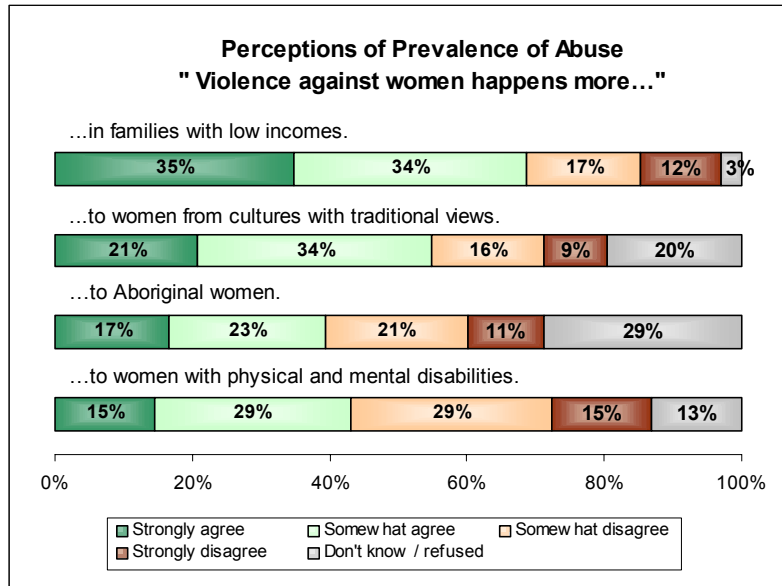
The public generally perceives that most acts of violence against women are committed by either a current partner such as a husband, boyfriend, or common law partner (53%) or by a previous partner such as an ex-husband or ex-boyfriend (28%).



The majority of people surveyed (69%) believe that 18-34 year old women are most often the victims of violence. Respondents were more likely to believe that women closer to themselves in age were most often the victims of violence. For example, younger people were more likely to believe that women either under 18 or 18-34 year olds were most often victims while older people were more likely to believe that women aged 35-50 or women over the age of 50 were most often victims.



The majority of New Brunswickers do believe that violence against women is more prevalent in families with low incomes and that violence against women happens more to women from cultures with traditional views of the roles of women and men. However, the public is unclear whether violence against women is more prevalent among Aboriginal women (29% are undecided). And despite their vulnerability, the public is evenly split as to whether violence against women is more prevalent among women with physical and mental disabilities (44% agree and 44% disagree).



How do members of the general public within these groups perceive the prevalence of violence against women? Generally speaking, members within these groups are more likely than others to agree that violence against women is more prevalent among the group to which they belong.

For example, 41% of individuals from household earning less than \$20,000 agree that violence against women is more common in families with low incomes as compared to only 19% of individuals from households earning \$80,000 or more.

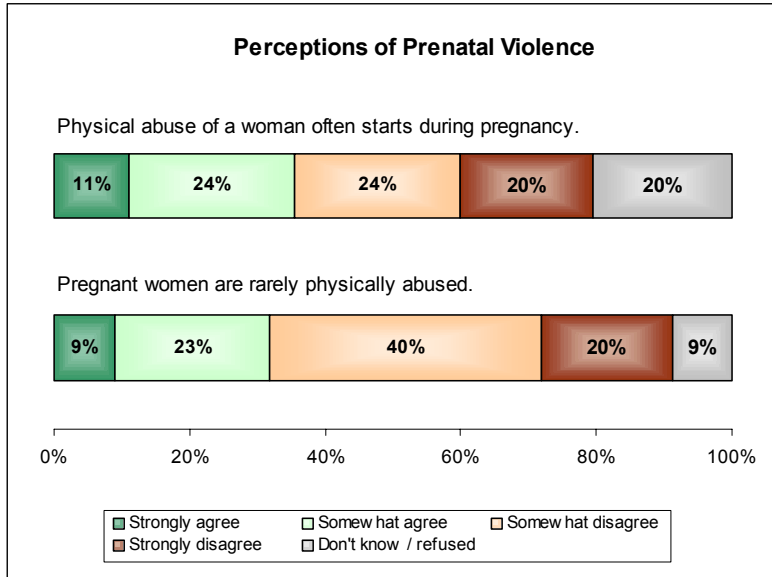
While only a small number of Aboriginal persons were surveyed (n=13), they are almost twice as likely as non-Aboriginals to agree that violence against women happens more to Aboriginal women. Persons with disabilities (n=46) are also more likely than those without to believe that women with physical and mental disabilities are more at risk than others.

Perceptions of Prenatal Violence

The general public in New Brunswick also appears to have relatively low awareness levels regarding prenatal violence. In total, 20% of the individuals surveyed are undecided about whether physical abuse of a woman often starts during pregnancy. In addition, nearly half (45%) disagree that this is the case.

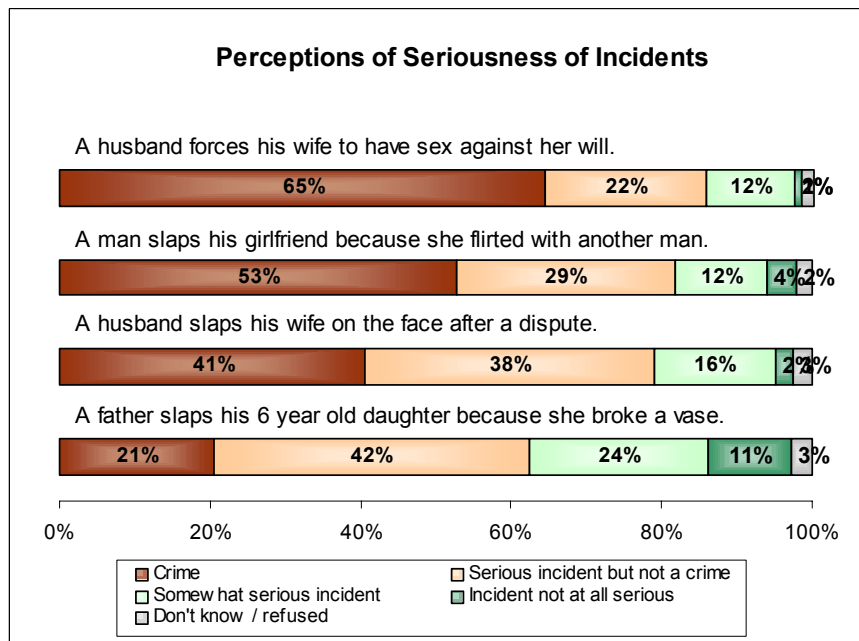
Men have lower awareness levels than do women with less than a third (32%) agreeing that physical abuse often starts during pregnancy. Women are slightly more aware that pregnancy may trigger physical abuse with 40% agreeing that this is often when physical abuse starts.

While the majority generally disagrees that pregnant women are rarely abused – a quarter of women surveyed and 38% of men agree that prenatal violence is rare.



Perceptions of Violence Against Women as a Crime

There are considerable variations uncovered in public perceptions of what types of violence or situations constitute “crimes”. Two-thirds of those surveyed (65%) believe that it is a crime for a husband to force his wife to have sex with him against her will. Just over half (52%) would regard it is a crime if a 20 year old man slapped his girlfriend around because she flirted with another man in a public place. If a husband were to slap his wife on the face after a dispute that was started when the wife complained he doesn’t make enough money for the household – 41% would see this as a crime and 38% as a serious incident but not a crime. The least serious of the four scenarios was perceived to be a father slapping his 6 year old daughter on the face because she broke a vase she was forbidden to touch. Less than a quarter of all those surveyed (21%) would consider the latter situation a crime.

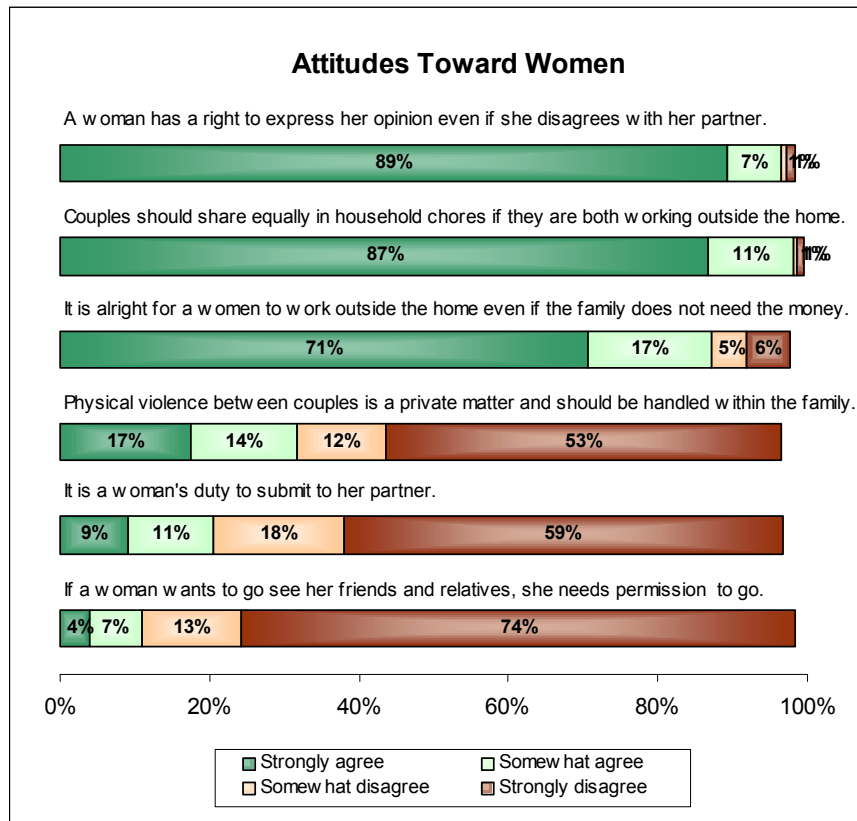


General Attitudes Toward Women

In addition to testing public attitudes towards perceptions of violence, the survey covered a number of statements regarding general public attitudes towards women as well as the relationship between men and women.

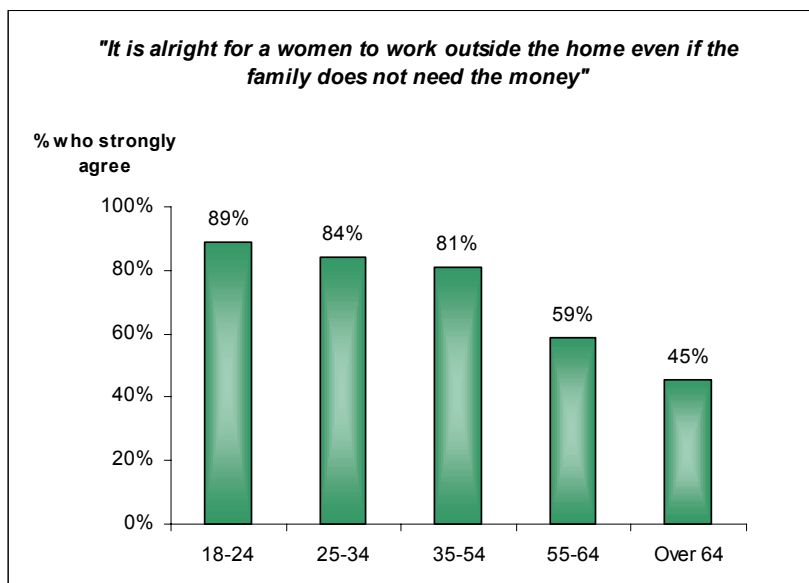
The public expressed high levels of agreement that a woman has a right to express her opinion even if she disagrees with her partner (89% strongly agree) and that couples should share equally in household chores if they are both working outside the home (86% strongly agree). The public is less in agreement that it is alright for women to work outside the home even if the family does not need the money; nonetheless seven in ten strongly agree with the statement.

Just less than three-quarters of New Brunswickers strongly disagree that a woman needs permission from her partner to go to see her relatives or friends. While the majority of the public also disagrees that physical violence between couples is a private matter that should be handled within the family and that it is a woman’s duty to submit to her partner – the levels of disagreement are considerably lower. In fact, nearly one in five of those surveyed, strongly agree that physical violence that occurs between couples should be handled within the family.

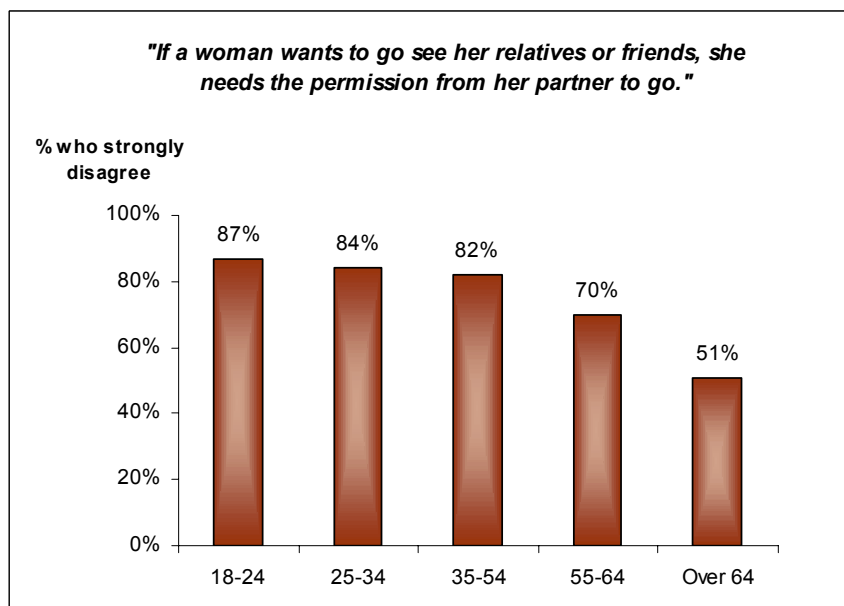


Significant demographic variations were observed relating to many of the attitudes examined, particularly by age. In general, older respondents had more traditional attitudes and values surrounding the role of women.

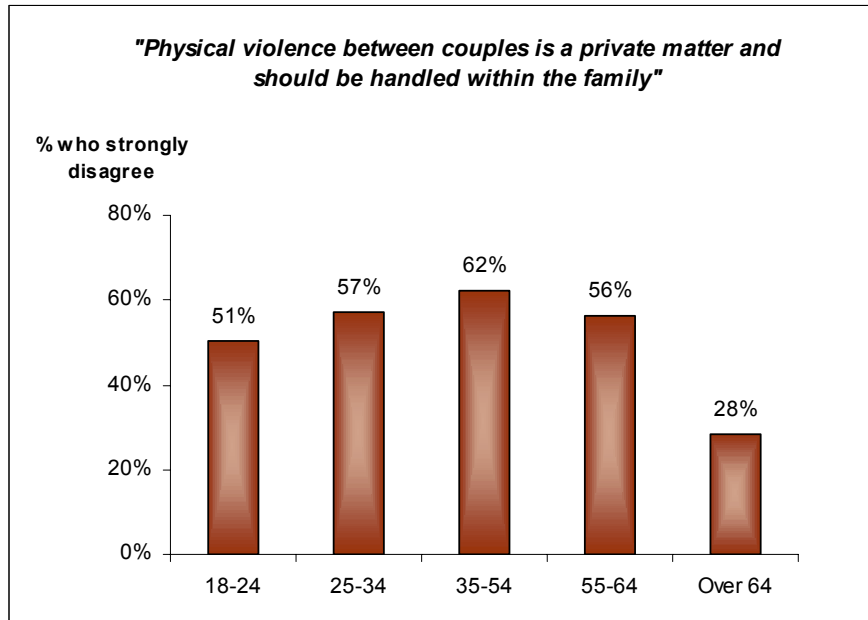
Attitudes towards the role of working women are quite different among the various age segments surveyed. In fact, there is a direct correlation between age and attitudes about women working for pay outside the home. The older the individual, the less likely they are to agree that it is acceptable for women to work outside the home if it is not required from a financial perspective.



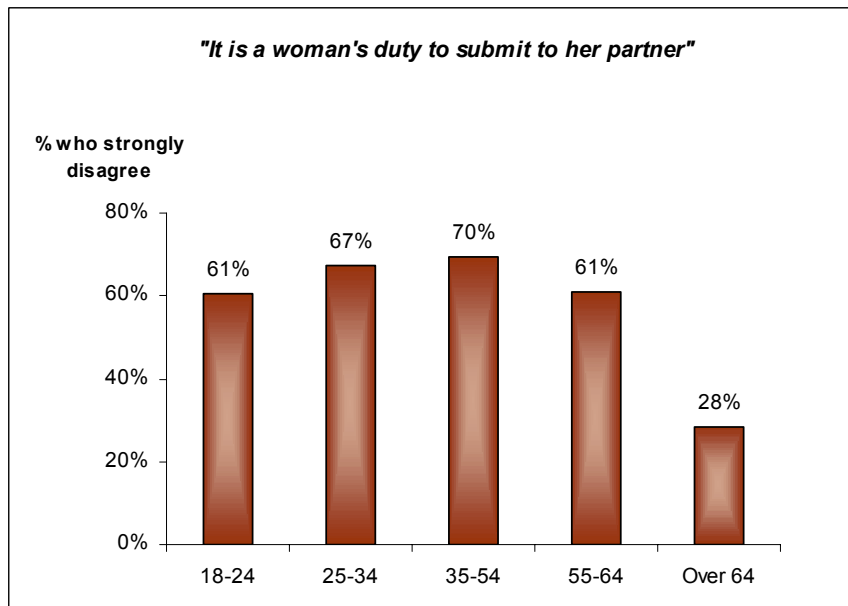
The same pattern is observed with respect to public attitudes towards women requiring permission from their partner to visit friends and relatives. The younger the individual, the more likely they are to disagree that women need permission from their partner to visit others.



Among seniors (aged 65 and over) the attitude that domestic violence should be handled within the family is even more prevalent with 62% agreeing either strongly (36%) or somewhat (26%) that it should be handled in this manner.



This segment is also more likely to agree that it is a woman’s duty to submit to her partner with 16% who strongly agree with that proposition and 21% who somewhat agree.



Some other significant variations were also observed on the basis of geographic region, income and education. In broad terms, residents from the North-Central and North regions of New Brunswick, those in the lower income brackets (with less than \$40,000 per year in household income), and those with less than a high school education hold the most traditional views of women.

For example, only 84% of those with household income of less than \$40,000 strongly agree that a woman has the right to express her opinion even if she disagrees with her husband as compared to 97% of those earning \$60,000 or above. Those with less than a high school education are even left apt to agree that a women has a right to express a divergent opinion with only 79% strongly agreeing.

More than a third of individuals from households with less than \$20,000 in household income (35%) and with less than a high school education (38%) believe strongly that physical violence between couples is a private matter. This view is also held more strongly in the North of New Brunswick than in other parts of the province.

With respect to the right of women to work outside the home even when the family does not need the money, university graduates are significantly more likely than those with less than a high school education to see this as acceptable. In fact, 87% strongly agree that women should be able to work outside the home even if the family does not need the extra income as compared to only 54% of those with less than a high school education. And less than half of those with a household income of less than \$20,000 (49%) believe strongly that women should be afforded the opportunity to work outside the home if it is not financially necessary.

While most individuals do believe strongly that when both individuals are working outside the home couples should share equally in household chores, these views are not held as strongly in the North-Central part of the province, by those households earning less than \$40,000, or by individuals with less than a high school education.

Individuals with less than a high school education are also more likely to believe that it is a woman's duty to submit to her partner. In fact, 15% of those with less than a high school diploma agree strongly that woman should be submissive to their partners as compared to less than 2% of those who have completed a university degree.

Interestingly, no significant differences were observed between the attitudes of men and women on any of the attitudinal statements examined.

Section C: Causes of Violence Against Women

Public perceptions as to the causes of violence against women are quite diverse. More than a third, however, cited reasons related to an individual’s personality or attitudes towards women as the root cause of violence against women in the community. This includes mentions relating to jealous, possessive or controlling traits in men (15%), insecurity in men (5%), males seeking power (4%), anger management issues (4%), a lack of respect for women (4%), insecurity in women (4%) and a loss/lack of moral values (2%).

A quarter of all those surveyed also indicated that they believe that stress is a cause of violence against women. This includes a large number of people who indicated that financial stress is a causal factor (22%). Stress in general was mentioned by 4% of those surveyed and employment related stress was mentioned by another 2%.

Cause	% mentions (unaided)
Personality / attitudes	36
Stress (including financial, employment related)	25
Addictions / substance abuse	18
Family history	16
Relationship / marital issues	15
Mental health issues	6
Women provoke it	4
Low education level	3
Ignorance	3
Family issues	2
Ethnic background / cultural acceptance of abuse	2
Women seeking independence	2
Media violence	1
Lack of awareness of services	1
Parenting issues	<1
Other	13
Don’t know	16
Refused	1

Adults in the 35-54 age brackets were significantly more likely than others to believe that drug abuse is a cause of violence against women. Within this age category, 24% mentioned addictions or substance abuse and 14% mentioned drug abuse specifically.

Older individuals are significantly more likely to believe that relationship or marital issues are a causal factor in violence against women. In fact 23% of those aged 55-64 and 26% of those over the age of 64 believe that relationship problems can lead to violence.

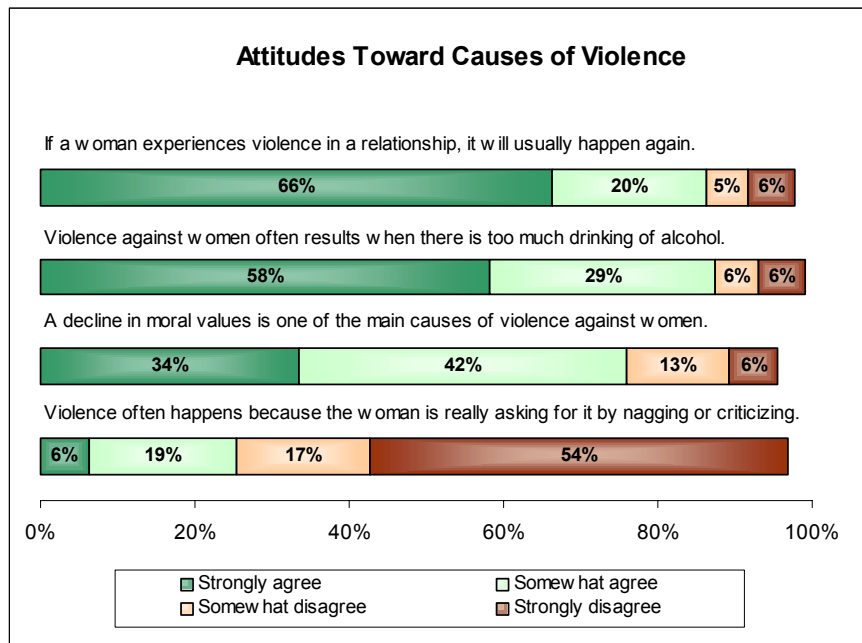
Women are also twice as likely as men to believe that family history plays a role in violence against women. In fact, 21% of women believe that a family history of violence can lead to further violence as compared to only 9% of men.

Almost nine in ten New Brunswickers (87%) believe that if a woman experiences violence once in a relationship, it will usually happen again. Interestingly, women are twice as likely as men to disagree that this is the case. While 14% of women disagree that one incident of violence will necessarily lead to further incidents, only 7% of men disagree with that same proposition.

Despite the fact that only 19% of individuals mentioned addictions or substance abuse on an unaided basis as a cause of violence against women, the majority (59%) do agree strongly that violence against women often results when there is too much drinking of alcohol. The public may be in tune with the notion that alcohol, while not a cause of violence, is often correlated.

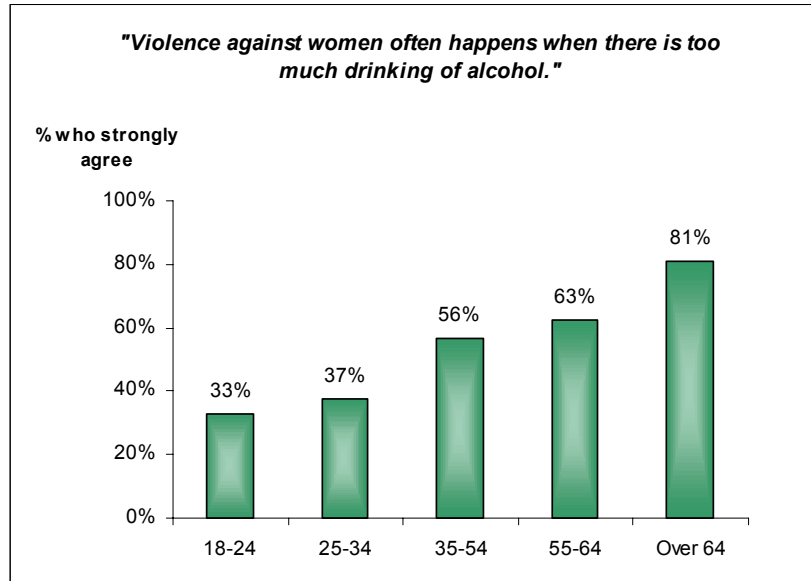
While only 2% of the public mentioned a loss or lack of values as a cause of violence against women when asked without prompting, clearly they do see this a contributing factor. More than three quarters (76%) agree at least somewhat that a decline in moral values is one of the main causes of violence against women.

The public generally does not support the notion that violence often happens because the woman is really asking for it by nagging or criticizing. More than half of all those surveyed (54%) strongly disagree that this is the case. That being said, 31% of men and 20% of women agree at least somewhat that women do provoke the violence themselves through their actions.

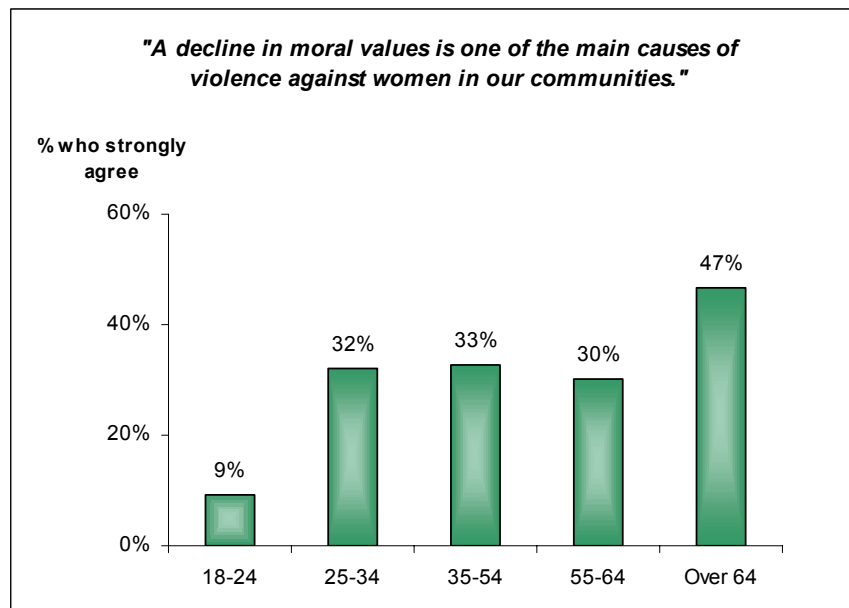


Significant demographic variations were observed relating to many of the causes of violence against women examined, particularly by age.

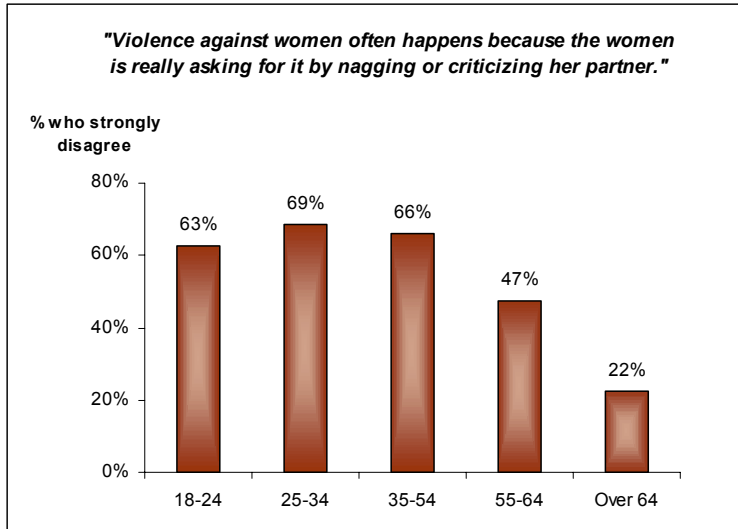
The older the individual, the more likely they are to believe that violence against women often results when there is too much alcohol involved. In fact, 81% of those over the age of 64 strongly agree that violence against women often results from alcohol as compared to just 33% of those aged 18-24.



New Brunswickers over the age of 64 are also over 5 times more likely than those aged 18-24 to strongly agree that a decline in moral values is one of the main causes of violence against women in our communities.

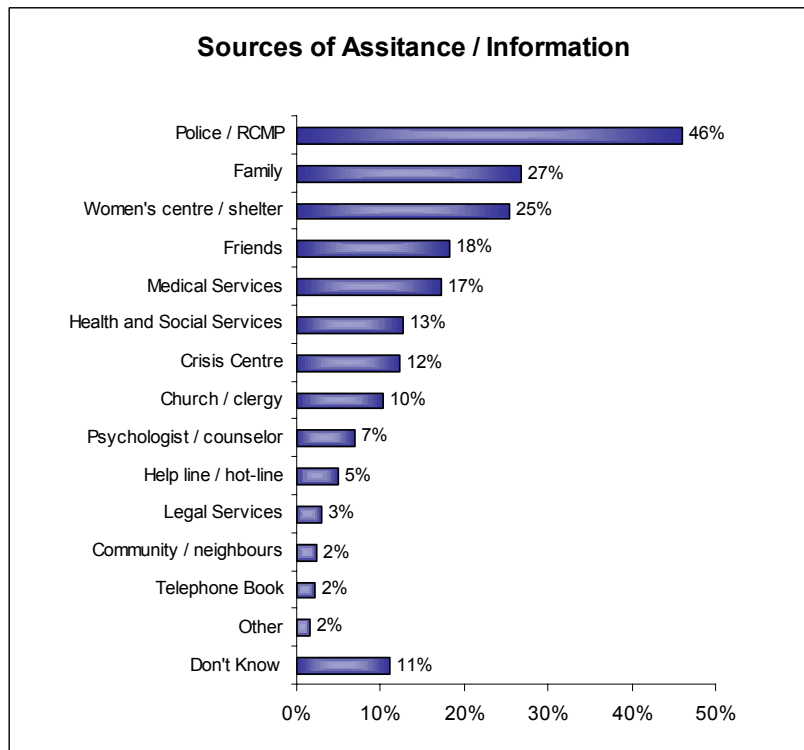


There is a sense, however, among older New Brunswickers that women are at least partially responsible for the violence that they experience. Less than a quarter of those over the age of 64 strongly disagreed that women are “really asking for it by nagging or criticizing her partner”.



Section D: Awareness of Services

When women were asked where they would go for assistance or information if they ever became a victim of violence, almost half indicated that they would contact the police or the RCMP. Another 27% would go to a family member and 25% would go to a women’s centre or shelter.



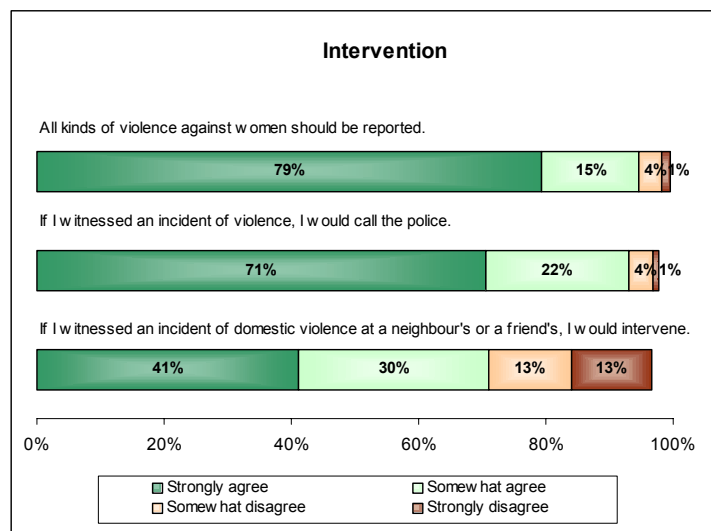
Section E: Prevention & Intervention

The public was asked what they thought could be done to help prevent violence against women in the province. Overwhelmingly, New Brunswickers believe that more public education is required. Almost a quarter believe that additional victim services including counseling services (12%) and shelters (7%) should be offered. Another 16% believe that stricter laws and penalties are required (15%) or that existing laws need to be better enforced (2%).

Prevention Strategy	% mentions (unaided)
Public education	42
Victim services	22
Law enforcement / punishment	16
Social services	7
Communication / open conversation	4
Help / educate abuse / offer anger management	4
More family support	3
More reporting of violence	3
Proper moral values / Christianity	3
Change in attitude in men	2
Treat alcohol / drug problems	2
Government involvement	2
More safety precautions / self defense courses	1
Other	4
Don't know	26
Refused	<1

Clearly the public believes that all kinds of violence against women should be reported. In fact, upwards of nine in ten (95%) agree that this should be the case. While females in New Brunswick agree more strongly than males that all violence should be reported (83% of females strongly agree as compared to 76% of males), agreement among males is still very high.

In line with the fact that the public believes that all kinds of violence against women should be reported, most (93%) indicate that they would call the police if they witnessed an incident of violence. The public is less likely to say that they would personally intervene if they witnessed domestic violence at a neighbour's or a friend's but still 70% indicate that they would.



Conclusions

Crime, violence and safety is perceived to be the third most important issue in the province – preceded only by the economy and health care in terms of importance. The public reports high levels of concern about child abuse (94% concerned), elder abuse (89% concerned), violence against the disabled (86% concerned), violence against women (86% concerned), dating violence (80% concerned), and personal and family safety (61% concerned).

In terms of the public's top of mind awareness of violence against women – the public tends to think first of physical abuse. However, emotional and psychological abuse are actually perceived to be more common than physical abuse despite the lower level of top of mind awareness.

The public is generally not well informed about the risk faced by certain segments of the population. New Brunswickers do believe that violence is more common in low income families and in households with more traditional views of the roles of men and women. However, they are undecided on whether violence is more prevalent among Aboriginal women and evenly split on whether persons with disabilities are more at risk. The public also has relatively low awareness levels of prenatal violence with 20% undecided on whether physical abuse of a women often starts during pregnancy and 44% who disagree that violence often starts at this time.

Dramatic differences were observed in the attitudes towards women among various demographic groups. Older people in the province tend to have much more traditional views of the role of women as do those who are less educated and have lower levels of household income. Individuals residing in certain parts of the province including those in the North-Central and North regions of New Brunswick also had more traditional views than New Brunswickers living in other areas.

The personality or attitudes of the abuser were generally perceived to be the root cause of violence against women. Alcohol and a decline in moral values are also seen to be contributing factors in the problem of violence against women. The public generally disagrees that women “are asking for it” by nagging or criticizing.

The view in the province appears to be that more public education is required to address the problem of violence against women. The public overwhelmingly believes that all forms of violence against women should be reported (95% agree). The public is less likely to say that they would personally intervene if they witnessed violence at a friend's or neighbour's (70%) but the vast majority (93%) say that they would call the police if they witnessed an incident of violence against women.

Appendix A:
Survey Instruments

Attitudinal Survey on Violence Against Women Final Survey

INTRODUCTION

A1. Good morning/afternoon/evening, my name is _____ and I am calling from Decima Research. We are conducting a survey for the Province of New Brunswick about community safety. May I ask you some questions?

A2. In order to determine which person in your household I must interview, I would like to know how many <males/females> there are in your household? (YOU MUST INCLUDE RESPONDENT AND ANY CHILDREN. NOTE THAT A HOUSEHOLD IS DEFINED AS PERSONS SHARING THE SAME ADDRESS AND USING THE SAME KITCHEN)

_____	Number of persons in household	
0	None	<THANK AND SCREEN OUT>
98	Don't know/Cannot remember	<THANK AND SCREEN OUT>
99	Refused/No answer	<THANK AND SCREEN OUT>

If only one person, continue with question A5. Else continue with question A3.

A3. How many of these are aged 18 or over?

_____	Number of persons aged 18 or over	
0	None	<THANK AND SCREEN OUT>
98	Don't know/Can't remember	<THANK AND SCREEN OUT>
99	Refused/No answer	<THANK AND SCREEN OUT>

A4. Could I now interview the <MALE/FEMALE> person in your household aged 18 or more whose birthday is next?

(IF SELECTED RESPONDENT IS DIFFERENT FROM THE FIRST PERSON CONTACTED IN THE HOUSEHOLD) Good morning/afternoon/evening, my name is _____ and I am calling from Decima Research. We are conducting a survey for the Province of New Brunswick about community safety. May I ask you some questions?

A5. I am going to ask you some questions about community safety. You don't have to answer any question you don't want to. All of your answers will be treated as strictly confidential and none of the survey results will be reported in a way that can be traced back to you. Your participation is voluntary, but very important if the survey results are to be accurate.

It is important that you are alone when answering the questions so that you can have peace to think your responses through thoroughly. Can we talk undisturbed or now or would you prefer that I call back/come back some other time when there will be more peace for you to talk?

IF YES, CONTINUE INTERVIEW

IF NO, RESCHEDULE OR RELOCATE INTERVIEW

SECTION A: CONCERN OVER VIOLENCE

1. What is the most important issue in New Brunswick today, in other words, the one that concerns you personally the most?

- Healthcare
- Education
- Taxes
- Jobs / unemployment
- Environment
- Economy
- Poverty / homelessness
- Immigration
- Crime / violence
 - Family violence
 - Violence against women
- Other (specify) _____
- Don't know
- Refused

2. In general, how concerned are you about your own and your family's safety...very concerned, somewhat concerned, not very concerned or not concerned at all?

Very concerned	4
Somewhat concerned.....	3
Not very concerned	2
Not concerned at all.....	1
Don't know	98
Refused.....	99

3. In the place where you live now, would you say the amount of violent crime has increased, decreased, or remained about the same in the last two to three years?

Increased	3
Decreased	1
Remained about the same.....	2
Don't know	98
Refused.....	99

4. In general, how concerned are you about each of the following kinds of violence. Would you say you are very concerned, somewhat concerned, not very concerned or not concerned at all about....

- a) Violence against women
- b) Child abuse
- c) Elder abuse
- d) Violence against the disabled
- e) Dating violence

5. In the place where you live now, has the amount of each of the following types of violence increased, decreased, or remained about the same in the last two to three years? How about the amount of...
- a) Violence against women
 - b) Child abuse
 - c) Elder abuse
 - d) Violence against the disabled
 - e) Dating violence

SECTION B: PUBLIC PERCEPTIONS OF VIOLENCE AGAINST WOMEN

6. When you think of violence against women, what types of violence come to mind?

Rape
Sexual assault
Physical abuse
Domestic abuse
Emotional abuse
Psychological abuse
Verbal abuse
Sexual harassment
Workplace violence
Date rape
Dating violence
Other (specify) _____
Don't know
Refused

7. In your opinion, are most acts of violence against women committed by a stranger, an acquaintance, a friend, a partner such as a husband or boyfriend, or a previous partner such as an ex-husband or ex-boyfriend?

Stranger 1
Acquaintance 2
Friend 3
Partner (HUSBAND, BOYFRIEND, COMMON LAW PARTNER) 4
Previous partner (EX-HUSBAND, EX-BOYFRIEND) 5
Don't know 98
Refused 99

8. Which of the following do you think is the most common form of violence against women in New Brunswick.... physical abuse, sexual abuse, emotional or psychological abuse, or financial abuse?

Physical abuse 1
Sexual abuse 2
Emotional / psychological abuse 3
Financial abuse 4
Don't know 98
Refused 99

9. In your opinion, women of what age are most often the victims of violence? Would you say women under 18 years of age, 18-34 year olds, 35-50 year olds or women over the age of 50?

Under 18 years of age.....	1
18-34 year olds.....	2
35-50 year olds.....	3
Women over the age of 50.....	4
All equally susceptible (VOLUNTEERED).....	5
Don't know.....	98
Refused.....	99

10. Do you strongly agree, somewhat agree, somewhat disagree or strongly disagree with each of the following statements?

- a) Violence against women happens more in families with low incomes.
- b) Violence against women happens more to Aboriginal women.
- c) Violence against women happens more to women from cultures with traditional views of the roles of women and men.
- d) Violence against women happens more to women with physical or mental disabilities.
- e) Pregnant women are rarely physically abused.
- f) Physical abuse of a woman often starts during pregnancy.

11. I'm going to read you a series of situations that might occur and I would like you to tell me how you would regard each incident. Would you regard the incident as a crime, as a serious incident but not a crime, as a somewhat serious incident, or as an incident that is not at all serious.

- a) A father slaps his 6-year-old daughter on the face because she has broken a vase even though she was forbidden to touch it.
- b) A 20-year-old man slaps his girlfriend around because she flirted with another man in a public place.
- c) A husband forces his wife to have sex with him against her will.
- d) A 40-year-old husband slaps his wife on the face after a dispute that was started by the wife by complaining once again that he doesn't make enough money for the household.

12. Do you strongly agree, somewhat agree, somewhat disagree or strongly disagree with each of the following statements?

- a) A woman has the right to express her opinion even if she disagrees with her partner.
- b) Physical violence between couples is a private matter and should be handled within the family.
- c) It is alright for a woman to work outside the home even if the family does not need the money.
- d) Couples should share equally in household chores if they are both working outside the home.
- e) It is a woman's duty to submit to her partner.
- f) If a woman wants to go to see her relatives or friends, she needs the permission from her partner to go.

SECTION C: CAUSES OF VIOLENCE AGAINST WOMEN

13. What do you think causes violence against women?

Addictions / substance abuse
 Alcohol abuse / drinking
 Drug abuse / using drugs
 Gambling
 Stress
 Financial stress

- Employment-related stress
- Personality / behaviour
 - Attitudes
 - Loss/lack of values
- Relationship / marital issues
 - Infidelity
- Family issues
 - Family lifestyle
- Parenting
 - Young/single parents
- Family history
 - Heredity
 - Family history of violence
- Low education level
- Ignorance
- Mental health issues
- Media violence
- Lack of awareness of services / where to seek help
- Other (specify) _____
- Don't know
- Refused

14. Do you strongly agree, somewhat agree, somewhat disagree or strongly disagree with each of the following statements?

- a) If a woman experiences violence in a relationship, it will usually happen again.
- b) Violence against women often results when there is too much drinking of alcohol.
- c) A decline in moral values is one of the main causes of violence against women in our communities.
- d) Violence against women often happens because the woman is really asking for it by nagging or criticizing her partner.

SECTION D: AWARENESS OF SERVICES

For women only:

15. If you ever became a victim of violence, where would you go for assistance or information?

- Police / RCMP
- Health and Social Services
- Medical Services (hospital, doctor, health centre)
- Rape & Sexual Assault Crisis Centre
- Telephone book / yellow pages
- Church / clergy
- Psychologist / counselor
- Legal services
- Other (specify) _____
- Don't know
- Refused

SECTION E: PREVENTION & INTERVENTION

16. In your opinion, what could be done to help prevent violence against women in New Brunswick?

- Public education
- Education of youth
- Victim services
- Counseling services
- Improved standard of living/employment
- Stricter laws/penalties
- Other (specify) _____
- Don't know
- Refused

17. Do you strongly agree, somewhat agree, somewhat disagree or strongly disagree with each of the following statements?

- a) All kinds of violence against women should be reported.
- b) If I witnessed an incident of violence against women, I would call the police.
- c) If I witnessed an incident of domestic violence at a neighbour's or friend's I would personally intervene.

SECTION F: DEMOGRAPHICS

I just have a few final questions that will help us analyze the results...

18. Could you indicate in which of the following age categories you belong?

18 to 20.....	1
21 to 24.....	2
25 to 34.....	3
35 to 44.....	4
45 to 54.....	5
55 to 64.....	6
Over 64.....	7
Refused.....	99

19. Which of the following categories best reflects the total household income before taxes, that is the total income earned by all those living in your home? Is it..

Less than \$20,000.....	1
Between \$20,000 and \$40,000	2
Between \$40,000 and \$60,000	3
Between \$60,000 and \$80,000	4
Between \$80,000 and \$100,000	5
More than \$100,000	6
Refused.....	99

20. What is the highest level of schooling you have attained?

Less than grade 9.....	1
Some high school	2
Completed High School	3
Some College, Technical School	4
Completed College, Technical School	5
Some University	6

Completed University	7
Graduate Degree (Masters, Ph.D.)	8
Refused.....	99

21. What is your marital status? Are you...

Single (never married).....	1
Married/.....	2
Separated	3
Divorced	4
Widowed	5
Living common law	6
Refused.....	99

22. Which of the following best describes you? Are you...

Working for Pay (FULL TIME - 35 hours or more per week).....	1
Working for Pay (PART TIME - less than 35 hours per week)	2
Not employed at the present time	3
Not able to work.....	4
A student	5
A homemaker	6
Retired.....	7
Refused.....	99

23. Which of the following best describes the neighborhood where you currently live?

A city with a population of 100,000 or more	1
A suburb of a city that has a population of 100,000 or more	2
A city or town (or associated suburb) with a population between 30,000 to 99,999...	3
A town or village with a population of 10,000 to 29,999	4
A rural town with a population of less than 10,000.....	5
A rural area such as a farm or cottage	6
Don't know.....	98
Refused.....	99

24. In what country were you born?

Canada.....	1
USA.....	2
Algeria.....	3
Antigua.....	4
Argentina.....	5
Australia	6
Austria	7
Bangladesh	8
Barbados.....	9
Belgium.....	10
Bermuda	11
Bosnia Herzegovina	12
Brazil.....	13
Bulgaria.....	14
C I S	15
Chile	16
China	17

Colombia	18
Costa Rica	19
Cote D'Ivoire	20
Croatia	21
Cuba	22
Czech Republic	23
Denmark	24
Dominican Republic	25
Ecuador	26
Egypt	27
El Salvador	28
Ethiopia	29
Finland	30
France	31
Germany	32
Ghana	33
Greece	34
Grenada	35
Guatemala	36
Guyana	37
Haiti	38
Hong Kong	39
Hungary	40
India	41
Indonesia	42
Iran	43
Ireland	44
Israel	45
Italy	46
Jamaica	47
Japan	48
Jordan	49
Kenya	50
Korea Rep. (South)	51
Kuwait	52
Lebanon	53
Macedonia	54
Malaysia	55
Malta	56
Mexico	57
Morocco	58
Netherlands	59
New Zealand	60
Nigeria	61
Niue	62
Norway	63
Pakistan	64
Peru	65
Philippines	66
Poland	67
Portugal	68
Romania	69
Saudi Arabia	70
Singapore	71
Slovenia	72
South Africa	73

Spain.....	74
Sri Lanka	75
St. Lucia	76
St. Vincent.....	77
Sweden	78
Switzerland.....	79
Syria	80
Taiwan.....	81
Thailand.....	82
Trinidad & Tobago.....	83
Tunisia.....	84
Turkey	85
Ukraine.....	86
United Arab Emirates.....	87
United Kingdom.....	88
Uruguay.....	89
Venezuela.....	90
Vietnam	91
Yugoslavia)	92
OTHER (SPECIFY).....	96
Don't know.....	98
Refused.....	99

IF ANSWER TO QUESTION 29 IS NOT “CANADA” ASK Q30 OTHERWISE SKIP TO Q31

25. How long have you been living in Canada?

Less than a year.....	1
1-2 years	2
3-5 year.....	3
6-10 years.....	4
More than 10 years.....	5
Don't know.....	98
Refused.....	99

26. Are you...

	Yes	No	Refused
a) A member of a visible minority?			
b) A person with a disability?			
c) An Aboriginal person?			

RECORD

27. Gender

Male.....	1
Female.....	2

28. Language of interview

English.....	1
French.....	2

29. Geographic region

East.....	1
South	2
North central.....	3
North	4
Central.....	5

30. Census Division / County

Saint John County	1
Charlotte County	2
Sunbury County	3
Queens County	4
Kings County	5
Albert County	6
Westmorland County	7
Kent County	8
Northumberland County	9
York County	10
Carleton County	11
Victoria County	12
Madawaska County	13
Restigouche County	14
Gloucester County	15

Sondage attitudinal à propos de la violence faite aux femmes Sondage final

INTRODUCTION

A1. Bonjour/Bon après-midi/Bonsoir, mon nom est _____ et j'appelle du Centre de recherche Décima. Nous effectuons un sondage pour la province du Nouveau-Brunswick à propos de la sécurité communautaire. Puis-je vous poser quelques questions?

A2. Pour pouvoir déterminer auprès de quelle personne je dois effectuer le sondage, j'aimerais savoir combien (d'/de) <GENDR >s habitent au sein de votre foyer? (VOUS DEVEZ INCLURE LE RÉPONDANT ET TOUS LES ENFANTS. VEUILLEZ NOTER QU'UN FOYER EST DÉFINI COMME UN GROUPE DE PERSONNES QUI PARTAGENT LA MEME ADRESSE ET UTILISENT LA MEME CUISINE)

_____ Number of persons in household

Aucune

(REMERCIEZ ET TERMINEZ)

Ne sait pas/Ne s'en souvient pas

(REMERCIEZ ET TERMINEZ)

Refuse/Pas de réponse

(REMERCIEZ ET TERMINEZ)

If only one person, continue with question A5. Else continue with question A3.

A3. Au sein de votre foyer, combien de ceux-ci/celle-ci sont âgées de 18 ans ou plus?

_____ Number of persons aged 18 or over

Aucune

(REMERCIEZ ET TERMINEZ)

Ne sait pas/Ne s'en souvient pas

(REMERCIEZ ET TERMINEZ)

Refuse/Pas de réponse

(REMERCIEZ ET TERMINEZ)

A4. Puis-je poser des questions à l'/la (GENDR) de votre foyer qui est âgé(e) de 18 ou plus et qui sera le (la) prochain(e) à fêter son anniversaire de naissance?

((SI LE RÉPONDANT N'EST PAS LE MEME QUE LA PREMIERE PERSONNE A QUI ON A PARLÉ)
Bonjour/Bon après-midi/Bonsoir, mon nom est _____ et j'appelle du Centre de recherche Décima. Nous effectuons aujourd'hui un sondage pour la province du Nouveau- Brunswick à propos de la sécurité communautaire. Puis-je vous poser quelques questions?

A5. Je vais vous poser quelques questions sur la sécurité communautaire. Si vous ne voulez pas répondre à certaines questions, vous n'y êtes pas obligé. Toutes vos réponses demeurent confidentielles et aucun résultat du sondage ne sera dévoilé de façon à pouvoir retracer vos réponses. Votre participation n'est pas obligatoire, mais elle est très importante pour que les résultats du sondage soient exacts.

Il est important que vous soyez seul pour répondre aux questions. Ainsi, vous pourrez être libre de répondre de la façon dont vous le désirez. Pouvons-nous parler sans être dérangés ou préférez-vous que je vous rappelle/que je revienne une autre fois où il nous sera possible de le faire?

OUI, CONTINUEZ L'ENTREVUE

NON, OBTENEZ UN RENDEZ-VOUS POUR EFFECTUER L'ENTREVUE

SECTION A: PRÉOCCUPATIONS ENVERS LA VIOLENCE

1. En ce moment, quel est l'enjeu le plus important au Nouveau-Brunswick? En d'autres termes, quel est l'enjeu qui vous préoccupe le plus personnellement?

Les soins de santé
 La formation scolaire
 Les impôts
 L'emploi / le chômage
 L'environnement
 L'économie
 La pauvreté / les sans-abri
 L'immigration
 La criminalité / la violence
 La violence familiale
 La violence faite aux femmes
 Autre (PRÉCISEZ) _____
 NE SAIT PAS
 Refuse

2. En général, dans quelle mesure êtes-vous préoccupé par votre propre sécurité ou par la sécurité de votre famille? Diriez-vous que vous êtes très préoccupé, assez préoccupé, pas très préoccupé ou pas du tout préoccupé?

Très préoccupé 4
 Assez préoccupé 3
 Pas très préoccupé 2
 Pas du tout préoccupé 1
 Ne sait pas 98
 Refuse 99

3. A l'endroit où vous habitez présentement, diriez-vous que le nombre de crimes violents a augmenté, a diminué ou est resté à peu près pareil au cours des deux ou trois dernières années?

Augmenté 3
 Diminué 1
 Resté à peu près pareil 2
 Ne sait pas 98
 Refuse 99

4. En général, dans quelle mesure êtes-vous préoccupé par les types de violence suivants? Diriez-vous que vous êtes très préoccupé, assez préoccupé, pas très préoccupé ou pas du tout préoccupé à propos de....

- a) La violence faite aux femmes.
 b) Les mauvais traitements infligés à des enfants.
 c) Les mauvais traitements infligés aux personnes âgées.
 d) La violence faite aux personnes ayant une déficience.
 e) La violence dans les fréquentations.

5. A l'endroit où vous habitez présentement, diriez-vous que la quantité de chacun des types de violence suivants a augmenté, a diminué ou est restée à peu près pareille au cours des deux ou trois dernières années? Qu'en est-il du type de violence suivant?
- a) La violence faite aux femmes.
 - d) Les mauvais traitements infligés à des enfants.
 - e) Les mauvais traitements infligés aux personnes âgées.
 - d) La violence faite aux personnes ayant une déficience.
 - e) La violence dans les fréquentations.

SECTION B: PERCEPTIONS DU PUBLIC FACE À LA VIOLENCE FAITE AUX FEMMES

6. Lorsque vous pensez à la violence faite aux femmes, quels types de violence vous vient d'abord à l'esprit?

Viol
 Agression sexuelle
 Abus physique
 Violence familiale
 Sévices émotionnels/violence psychologique
 Abus verbal
 Harcèlement sexuel
 Violence dans le milieu de travail
 Viol commis par une connaissance
 Violence dans les fréquentations
 Autre (PRÉCISEZ)
 NE SAIT PAS
 Refuse

7. Selon vous, qui commet la plupart des actes de violence faits aux femmes? Est-ce un étranger, une connaissance, un ami, un partenaire (comme un mari ou un copain) ou un ancien partenaire (comme un ex-mari ou un ex-copain)?

Étranger 1
 Connaissance 2
 Ami 3
 Partenaire (MARI, COPAIN, CONJOINT DE FAIT) 4
 Ancien partenaire (EX-MARI, EX-COPAIN) 5
 Ne sait pas 98
 Refuse 99

8. Selon vous, quelle est la forme de violence faite aux femmes qui est la plus courante au Nouveau-Brunswick? Est-ce la violence physique, l'abus sexuel, la violence émotive ou psychologique ou l'exploitation financière?

Violence physique 1
 Abus sexuel 2
 Violence émotive/psychologique 3
 Exploitation financière 4
 Ne sait pas 98
 Refuse 99

9. Selon vous, quel âge ont les femmes les plus souvent victimes de violence? Diriez-vous quelles ont moins de 18 ans, de 18 à 34 ans, de 35 à 50 ans ou plus de 50 ans?

Moins de 18 ans.....	1
De 18 à 34 ans.....	2
De 35 à 50 ans.....	3
Plus de 50 ans.....	4
Tous les groupes d'âges (DIT SUR UNE BASE VOLONTAIRE).....	5
Ne sait pas.....	98
Refuse.....	99

10. Etes-vous entièrement d'accord, passablement d'accord, passablement en désaccord ou entièrement en désaccord avec chacun des énoncés suivants?

- a) La violence faite aux femmes se produit davantage dans les familles à faibles revenus.
- b) La violence faite aux femmes est plus fréquente chez les femmes autochtones.
- c) La violence faite aux femmes est plus courante chez celles dont les cultures ont une vision plus traditionnelle du rôle de la femme et de l'homme.
- d) La violence faite aux femmes est plus fréquente chez les femmes ayant une déficience physique ou mentale.
- e) Les femmes enceintes sont rarement victimes de violence physique.
- f) La violence physique faite à une femme commence souvent pendant que celle-ci est enceinte.

11. Je vais maintenant vous lire une série de situations qui peuvent se produire et j'aimerais que vous me disiez comment vous considéreriez cet incident. Veuillez me dire si vous considéreriez cet incident comme un crime, un incident sérieux (mais pas au point d'être un crime), un incident assez sérieux ou un incident pas du tout sérieux.

- a) Un père gifle sa fille de 6 ans au visage parce qu'elle a cassé un vase qu'elle n'avait pas le droit de toucher.
- b) Un homme de 20 ans gifle sa petite amie parce qu'elle a dragué un autre homme dans une place publique.
- c) Un mari force sa conjointe à avoir des relations sexuelles avec lui même si celle-ci n'est pas consentante.
- d) Un homme de 40 ans gifle sa femme au visage après s'être disputé avec elle parce que celle-ci se plaignait qu'il ne faisait pas assez d'argent.

12. Etes-vous entièrement d'accord, passablement d'accord, passablement en désaccord ou entièrement en désaccord avec chacun des énoncés suivants?

- a) Une femme a le droit d'exprimer ses opinions, et ce même si elle n'est pas d'accord avec son partenaire.
 - b) La violence physique qui a lieu dans les couples est une affaire privée qui devrait être réglée au sein de la famille.
 - c) Il est acceptable pour une femme de travailler à l'extérieur de la maison, et ce même si la famille n'a pas besoin d'argent.
 - d) Les couples devraient partager les tâches ménagères à parts égales si les deux personnes travaillent à l'extérieur de la maison.
 - e) Il est du devoir d'une femme de se soumettre à son partenaire.
 - f) Si une femme veut aller voir des parents ou des amis, elle doit avoir la permission de son partenaire.
-

SECTION C: CAUSES DE LA VIOLENCE FAITE AUX FEMMES

13. Selon vous, qu'elle est la cause de la violence faite aux femmes?

- L'abus d'alcool / la consommation d'alcool
- L'abus de drogues / l'utilisation de drogues
- La dépendance au jeu
- Le stress
- Le stress financier
- Le stress relié au travail
- La personnalité / le comportement de quelqu'un
- Les attitudes
- La perte/le manque de valeurs
- Les problèmes au niveau de la relation/du mariage
- L'infidélité
- Les problèmes familiaux
- Le style de vie familial
- Le fait d'être parent
- Les jeunes parents/les parents seuls
- L'historique familial
- L'hérédité
- L'historique familial en matière de violence
- Le fait d'être peu scolarisé
- L'ignorance
- Les problèmes de santé mentale
- La violence dans les médias
- Le manque de connaissances envers les services qui sont offerts/le fait de ne pas savoir où aller chercher de l'aide
- Autre (PRÉCISEZ) _____
- NE SAIT PAS
- Refuse

14. Etes-vous entièrement d'accord, passablement d'accord, passablement en désaccord ou entièrement en désaccord avec chacun des énoncés suivants?

- a) Si une femme a déjà été victime de violence dans une relation, cela se produit habituellement de nouveau.
- b) La violence faite aux femmes est souvent le résultat d'une trop grande consommation d'alcool.
- c) Dans nos communautés, la perte des valeurs morales est l'une des principales causes de la violence faite aux femmes.
- d) La violence faite aux femmes arrive souvent parce que les femmes l'ont cherché en faisant des remarques et en critiquant leur partenaire.

SECTION D: CONNAISSANCES DES SERVICES EXISTANTS

Pour les femmes seulement :

15. Si vous étiez un jour victime de violence, à quel endroit iriez-vous pour obtenir de l'aide ou des informations?

- Police / GRC
 - Services de santé et services sociaux
-

Services médicaux (hôpital, médecin, centre de santé)
 Centre d'aide aux victimes de viol et d'agression sexuelle
 Bottin téléphonique / pages jaunes
 Église / clergé
 Psychologue / conseiller
 Services juridiques
 Autre (PRÉCISEZ) _____
 Ne sait pas
 Refuse

SECTION E: PRÉVENTION & INTERVENTION

16. Selon vous, qu'est-ce qui pourrait être fait pour prévenir la violence faite aux femmes dans la province du Nouveau-Brunswick?

Éducation du public
 Éducation des jeunes
 Services d'aide aux victimes
 Services de conseils
 Améliorer la qualité de vie/la situation d'emploi
 Lois/sanctions plus sévères
 Autre (PRÉCISEZ) _____
 Ne sait pas
 Refuse

17. Etes-vous entièrement d'accord, passablement d'accord, passablement en désaccord ou entièrement en désaccord avec chacun des énoncés suivants?

- d) Toutes les formes de violence faites aux femmes devraient être rapportées.
- b) Si vous étiez témoin d'un incident de violence faite aux femmes, vous appelleriez la police.
- c) Si vous étiez témoin d'un incident de violence familial chez un voisin ou un ami, vous interviendriez personnellement.

SECTION F: QUESTIONS DÉMOGRAPHIQUES

Je n'ai plus que quelques questions à vous poser. Celles-ci nous aideront à analyser les résultats de ce sondage...

18. Parmi les catégories d'âges suivantes, pouvez-vous me dire à laquelle vous appartenez?

18-20 ans	1
21-24 ans	2
25-34 ans	3
35-44 ans	4
45-54 ans	5
55-64 ans	6
Plus de 64 ans	7
Refuse.....	99

19. Laquelle des catégories suivantes représente le mieux le revenu total avant impôts de votre foyer, c'est-à-dire le revenu de l'ensemble des personnes qui habitent au sein de votre foyer? Est-ce...?

Moins de 20 000 \$	1
Entre 20 000 \$ et 40 000 \$	2
Entre 40 000 \$ et 60 000 \$	3
Entre 60 000 \$ et 80 000 \$	4
Entre 80 000 \$ et 100 000 \$	5
Plus de 100 000 \$	6
Refuse.....	99

20. Quel est le plus haut niveau de formation scolaire que vous avez terminé?

Moins que la 9e année	1
Quelques années d'études secondaires.....	2
Études secondaires terminées	3
Quelques années d'études collégiales, techniques	4
Études collégiales, techniques terminées.....	5
Quelques années d'études universitaires.....	6
Études universitaires terminées	7
Études supérieures (Maîtrise, Doctorat)	8
Refuse.....	99

21. Quel est votre état matrimonial? Etes-vous...?

Célibataire (jamais marié)	1
Marié	2
Séparé.....	3
Divorcé.....	4
Veuf.....	5
Avec un conjoint de fait	6
Refuse.....	99

22. Laquelle des catégories suivantes vous décrit le mieux? Etes-vous...?

Un salarié A TEMPS PLEIN (35 heures ou plus par semaine).....	1
Un salarié A TEMPS PARTIEL (moins de 35 heures par semaine).....	2
Une personne sans emploi pour l'instant	3
Une personne incapable de travailler	4
Un étudiant.....	5
Une personne au foyer.....	6
Un retraité.....	7
Refuse.....	99

23. Laquelle des catégories suivantes décrit le mieux le lieu où vous habitez présentement?

Une ville qui a une population de 100 000 habitants ou plus	1
Une banlieue d'une ville qui a une population de 100 000 habitants ou plus	2
Une ville ou une municipalité (ou une banlieue associée) qui a une Population de 30 000 à 99 999 habitants	3
Une municipalité ou un village qui a une population de 10 000 à 29 999 habitants	4
Une municipalité rurale qui a une population de moins de 10 000 habitants	5
Une zone rurale comme une ferme ou une résidence de voyage.....	6
Ne sait pas	98
Refuse.....	99

24. Dans quel pays êtes-vous né?

Canada.....	1
États-Unis.....	2
Algérie.....	3
Antigua.....	4
Argentine.....	5
Australie.....	6
Autriche.....	7
Bangladesh.....	8
Barbade.....	9
Belgique.....	10
Bermudes.....	11
Bosnie-Herzégovine.....	12
Brési.....	13
Bulgarie.....	14
Communauté des États indépendants.....	15
Chili.....	16
Chine.....	17
Colombie.....	18
Costa Rica.....	19
Côte D'Ivoire.....	20
Croatie.....	21
Cuba.....	22
République Tchèque.....	23
Danemark.....	24
République Dominicaine.....	25
Équateur.....	26
Égypte.....	27
Salvador.....	28
Éthiopie.....	29
Finlande.....	30
France.....	31
Allemagne.....	32
Ghana.....	33
Grèce.....	34
Grenade.....	35
Guatemala.....	36
Guyana.....	37
Haiti.....	38
Hong Kong.....	39
Hongrie.....	40
Inde.....	41
Indonésie.....	42
Iran.....	43
Irlande.....	44
Israël.....	45
Italie.....	46
Jamaïque.....	47
Japon.....	48
Jordanie.....	49
Kenya.....	50
Corée du Sud.....	51
Koweït.....	52

Liban	53
Macédoine	54
Malaisie	55
Malte	56
Mexique	57
Maroc	58
Pays-Bas	59
Nouvelle-Zélande	60
Nigéria	61
Niue	62
Norvège	63
Pakistan	64
Pérou	65
Philippines	66
Pologne	67
Portugal	68
Roumanie	69
Arabie Saoudite	70
Singapour	71
Slovénie	72
Afrique du Sud	73
Espagne	74
Sri Lanka	75
Ste-Lucie	76
St-Vincent	77
Suède	78
Suisse	79
Syrie	82
Taiïwan	83
Thaïlande	84
Trinité et Tobago	85
Tunisie	86
Turquie	87
Ukraine	88
Émirats arabes unis	89
Royaume-Uni	90
Uruguay	91
Vénézuela	92
Vietnam	93
Yougoslavie	94
Autre (Précisez)	96
Ne sait pas	98
Refuse	99

SI LA RÉPONSE À LA QUESTION 24 N'EST PAS LE CANADA, DEMANDEZ LA Q25.
AUTREMENT, PASSEZ À LA Q26

25. Depuis combien de temps habitez-vous au Canada?

Moins d'un an	1
1 ou 2 an(s)	2
De 3 à 5 ans	3
De 6 à 10 ans	4
Plus de 10 ans	5
Ne sait pas	98
Refuse	99

26. Etes-vous...	Oui.....1	Non.....2	Refuse.....3
a) Un membre d'une minorité visible?			
b) Une personne ayant une déficience?			
c) Un autochtone?			

ENTREZ

27. Le sexe	
Homme.....	1
Femme.....	2
28. Langue de l'entrevue	
Anglais.....	1
Français.....	2
29. Région géographique	
Est.....	1
Sud.....	2
Centre Nord.....	3
Nord.....	4
Centre.....	5
30. Division de recensement / Comté	
Comté de Saint-Jean.....	1
Comté de Charlotte.....	2
Comté de Sunbury.....	3
Comté de Queens.....	4
Comté de Kings.....	5
Comté d'Albert.....	6
Comté de Westmorland.....	7
Comté de Kent.....	8
Comté Northumberland.....	9
Comté de York.....	10
Comté de Carleton.....	11
Comté de Victoria.....	12
Comté de Madawaska.....	13
Comté de Restigouche.....	14
Comté de Gloucester.....	15